

NUMBER OF HOUSEHOLDS (HHs) ASSESSED AND IDENTIFIED AS POOR

Listahanan identified

**165,689**

poor households among the total  
**883,831** households assessed in Region 1



Sigurado, Kumpleto, at Totoo!  
“*Tuloy ang Pagbabago*”

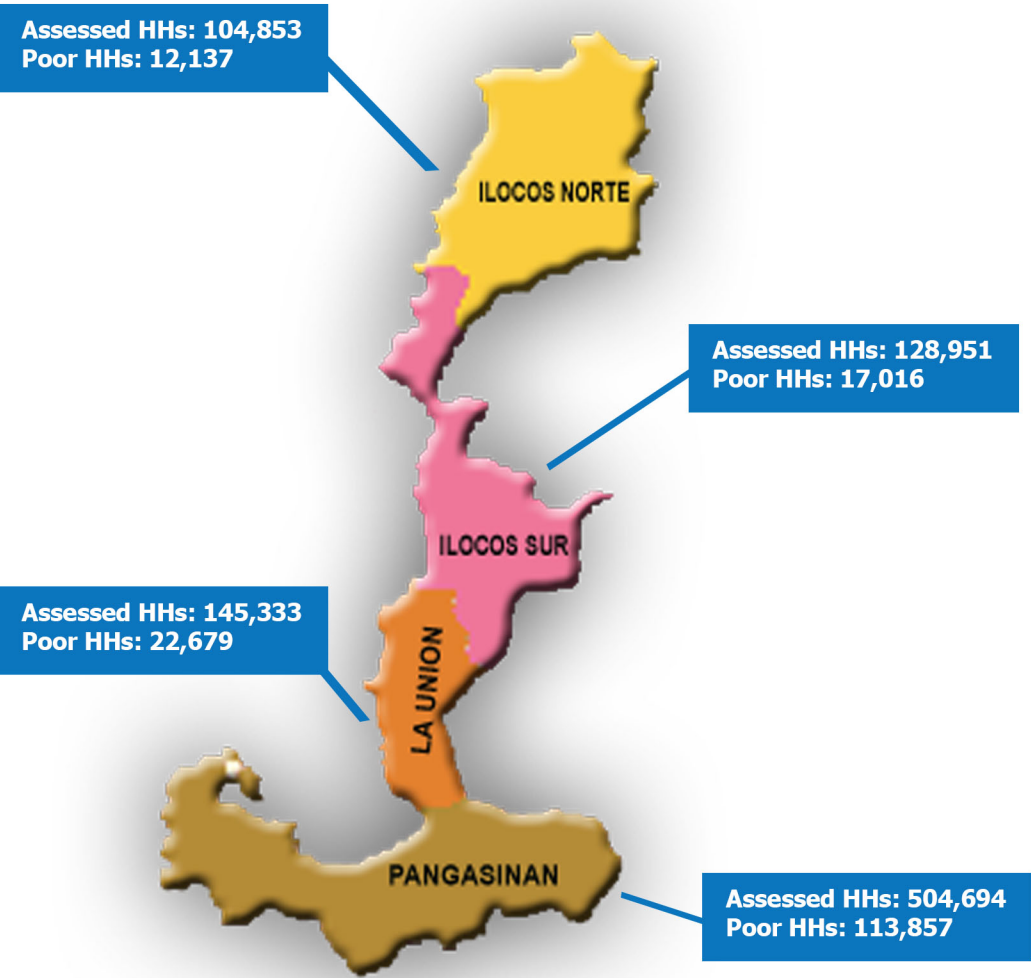


Photo by: Ricardo Tan Jr.


DEPARTMENT OF SOCIAL WELFARE AND DEVELOPMENT  
FIELD OFFICE 1

National Household Targeting Section  
Quezon Avenue, City of San Fernando, La Union  
Trunkline Number: (072) 687-8000; Telefax: (072) 888-2184  
Website: [www.fo1.dswd.gov.ph](http://www.fo1.dswd.gov.ph)  
Email Address: [fo1@dswd.gov.ph](mailto:fo1@dswd.gov.ph)  
Facebook: DSWD Ilocandia  
Twitter: [@dswdfo1](https://twitter.com/dswdfo1)

2015 LISTAHANAN QUICK FACTS AND FIGURES  
REGION 1

# 2015 LISTAHANAN RESULTS

Listahanan, also known as the National Household Targeting System for Poverty Reduction (NHTS-PR) was established by the Department of Social Welfare and Development (DSWD) to target who and where the poor are. The comprehensive database serves as a basis for selecting beneficiaries for social protection programs and services in the country. Results from the second assessment conducted in 2015 identified **165,689 poor households** among the **883,831 assessed households** in Region 1.



*Of the 165,689 targeted poor households*

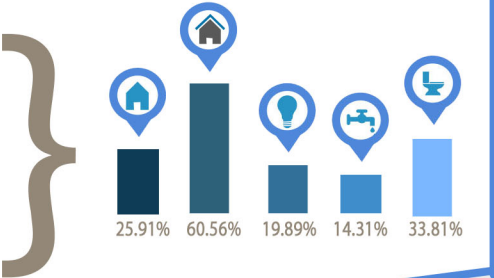
**25.91%** have outer walls made with strong materials

**60.56%** have roofing made with strong materials.

**19.89% or 32,963** do not have access to electricity.

**14.31% or 23,712** do not have access to a safe water source.

**33.81% or 56,015** do not have sanitary toilet facility.



*Of the 993,156 individuals who constitute the 165,689 poor households*

**48% or 476,716 FEMALE**

**52% or 516,440 MALE**

**54.72% or 543,414 CHILDREN**

**4.44% or 44,078 SENIOR CITIZEN**

**5.42% or 8,982**

poor households belong to an Indigenous Peoples Groups.

Highest magnitude of IPs are found in the province of: La Union

**11.55%**

OR 61,320 INDIVIDUALS are engaged in agricultural activities as farmers, forestry workers or fishermen.

**53.43%** of the 993,156 poor individuals are part of the labor force and a great majority of them are found in rural areas

**265,775** do not have any reported occupation

**1.41% or 14,036**

HAVE THE FOLLOWING DISABILITIES:

- Hearing & visual impairment
- Mentally challenged
- Multiple disabilities
- Speech defect
- Orthopedic

**TOP 3 MAJOR ASSETS OF POOR HOUSEHOLDS**

**69.48%** cellular phones

**53.22%** television

**25.07%** radio

**10,468**

individuals of the poor working population have no formal education